

SDES RETENTION BRIEFINGS

Recreation and Wellness Center



Department Vision and Goals

The UCF Recreation and Wellness Center strives to both set and stay ahead of the national standards for university recreational programs and facilities by offering unique and innovative student development and leadership opportunities, while seeking to be inclusive and adaptable to the needs of all UCF students. The RWC goals are to provide safe facilities and programs; cultivate diversity and inclusiveness; support healthy lifestyle choices; and, develop a collaborative and productive team.

RWC Best Retention Practices

- ❖ Hire and develop diverse and culturally competent student staff that reflects the diversity of our UCF community.
- ❖ Continuously strive to serve differently abled community members through adaptive programs and accessible facilities.
- ❖ Partner with Institutional Research to assess data on UCF student retention that provides information regarding RWC's impact as well as areas for growth.
- ❖ Collaborate with multiple campus partners to promote diversity, social interaction, and leadership opportunities for students.

RWC Undergraduate Student Demographics

- ❖ 19,838 undergraduate students utilized the RWC in the Fall of 2011.
- ❖ Of the 19,838 students 9,773 (49.26%) were female and 10,065 (50.74%) were male.
- ❖ RWC Undergraduate Users by Ethnicity:

UGRD	RWC Users		UCF Total	
Ethnicity	Count	%	Count	%
Asian	1,138	5.74%	2,759	5.52%
Black	2,134	10.76%	4,978	9.96%
Hispanic	3,834	19.33%	9,471	18.94%
White	11,877	59.87%	30,518	61.03%
Other	855	4.31%	2,276	4.55%
Total (ALL)	19,838	100.00%	50,002	100.00%

Student Quote



The Recreation and Wellness Center has given me an opportunity to grow and obtain a collegiate experience beyond academics. I would not be the student I am today had it not been for the services they provide for students, from yoga to women on weights I have used their programming nearly every semester and it has helped me develop a true plan for a healthy lifestyle.

-Ionecia Mahan

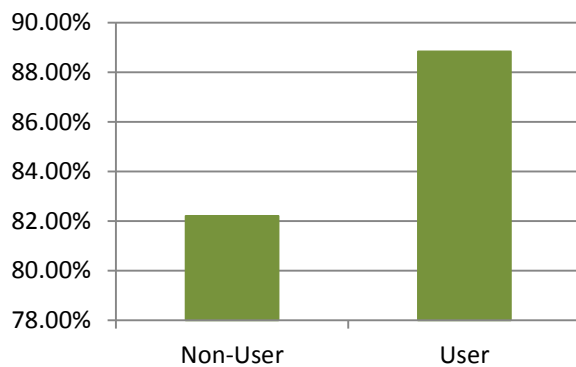
SDES RETENTION BRIEFINGS

Recreation and Wellness Center

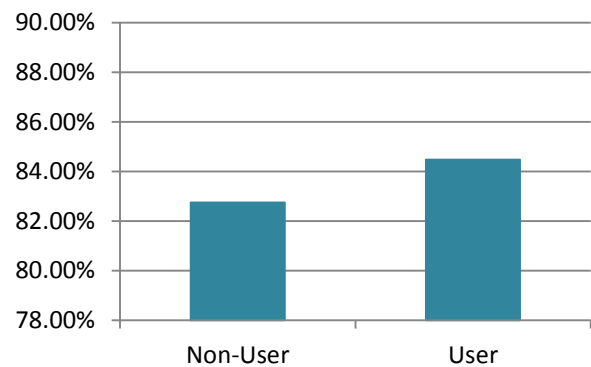
Evidence of Impact on Student Retention and Success

- ❖ 2010-11 RWC Summer-Fall Full Time **FTIC Users** had a First Year Retention Rate 6.6% higher than non-users. 4,597 out of 6,013 students used the RWC in their initial Fall semester term; 88.8% of the users were retained.
- ❖ 2010-11 Summer-Fall Full Time Direct Connect **Transfer Users** had a First Year Retention Rate 2% higher than non-users. 683 out of 2,248 students used the RWC in their initial Fall semester term; 84.5% of the users were retained.

2010-2011 SFFT FTIC Non-Users vs. Users Retention Rate Comparison


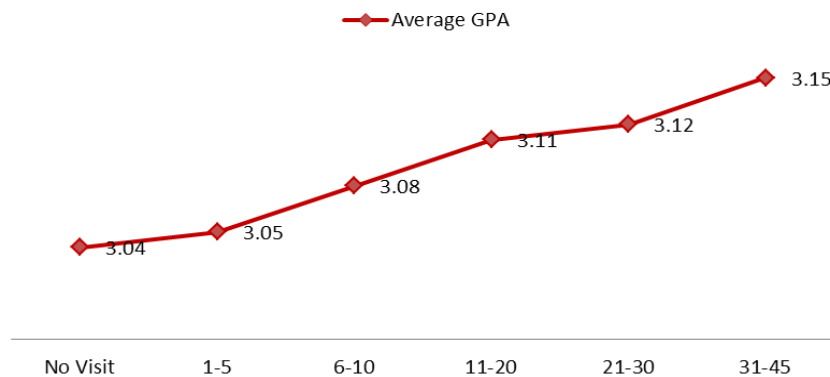


2010-2011 SFFT Direct Connect FCS First Year Non-Users vs. Users Retention Rate Comparison



- ❖ The average Spring 2011 GPA of RWC regular-users (20+ visits per semester) was a 3.14 while the average GPA of non-users was a 3.04.

Average GPA per Time of Visits for Spring 2011



RWC Highlights

- Hosted Wounded Warrior Adaptive Sports Camp (2012)
- One of the nine campus facilities with gender neutral restrooms
- 2011 Leadership in Energy and Environmental Design (LEED) Gold Certification
- Diversity Week Recognition October 2009
- 2011 University Police Crime Prevention Award

